Drawing Number:
2865-XX-001

DO NOT SCALE

Models, control options and key data

*Sound pressure level measured @ 3 metres

Product code	Control operation	Voltage	W	Performance to BS 848 Pt1 in free air: Normal m³/h	Normal l/s	Slow m³/h	Slow l/s	Sound pressure level* Normal dB(A)*	Slow dB(A)*	Price ex VAT (£)
SF90B	Single speed with pullcord	230	X4	75	21	-	-	37	-	**£69.34**
SF90T	Single speed with timer & pullcord	230	X4	75	21	-	-	37	-	**£85.67**
SF90HT	Single speed. Humidistat/overun timer & pullcord	230	X4	75	21	-	-	37	-	**£123.99**
SF90SVIT	Single speed. SELV with overun timer & pullcord	12	X4	75	21	-	-	37	-	**£143.76**
SF90SVIHT	Single speed. SELV with humidistat/timer & pullcord	12	X4	75	21	-	-	37	-	**£162.44**
SF90A	Continuously running at trickle speed Operates between trickle/normal speeds by pullcord, switch or sensor	230	X4	82	23	30	8	37	24	**£132.96**

Physical specification

All measurements in millimetres unless otherwise indicated

Weight: 1.3kg
SELV Controller – 1.173kg

Materials: Satin finish white ABS plastic, with PVC exhaust seal, SELV Controller – White satin finish, ABS plastic

Ancillaries for SF90
EG1 page 49 • ED1 Easyfix page 48 • Flexiduct page 48 • FF100 Fastfix page 48 • GG42 page 49

Installation

Wiring: Must comply with IEE Regulations

Cable: Ø 1mm² max

Fuse: 3 amp normally required (when fan is supplied from a 6A lighting circuit no local fuse is required)

Exhaust: Ø 100mm

Electrical specification:

Consumption: 21W (SF90B/T/HT/A)
29W (SF90SVIT/SVIHT)
10W (SF90A Trickle Speed)

Performance

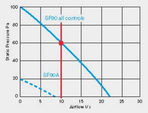

Features and benefits

- Suitable for wall and ceiling mounted applications with discharge via wall/soffit and roof tile
- ø 100mm surface mounted centrifugal fan that complies with current Building Regulations – widely specified in new housing, both private and social
- Full range of control options for bathroom ventilation including SELV
- Anti-backdraught damper and pullcord insulating link
- Simple fuss-free 2 step installation where the back plate can be installed prior to fan and motor assembly
- Discreet styling for modern interiors
- Integral washable filter for motor protection – simply located at the front of the fan
- Continuously running model for whole house ventilation (not dMEV)
- Direct replacement for S90



100dia. Ductwork exits wall at L/L and terminates with manufatcurer made non-return grille

100dia. Ductwork drops to L/L and is formed in purpose made timber box work, painted white gloss.

100dia. Ductwork passes thru fixed timber panel at H/L above door and shall be formed in purpose made timber box work, painted white gloss.

Wall mounted extract fan at H/L adjacent to shower space.
Fan proposed:
Greenwood SF90A
8l/s continuous
23l/s normal (light switch activated)

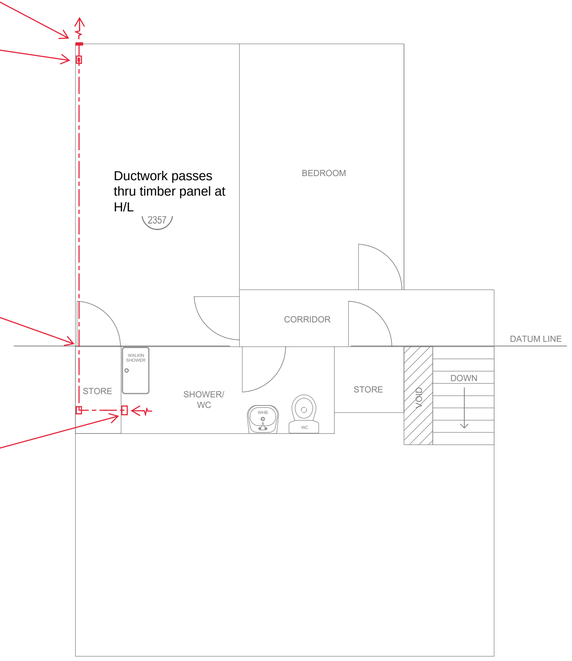

UPPER LEVEL

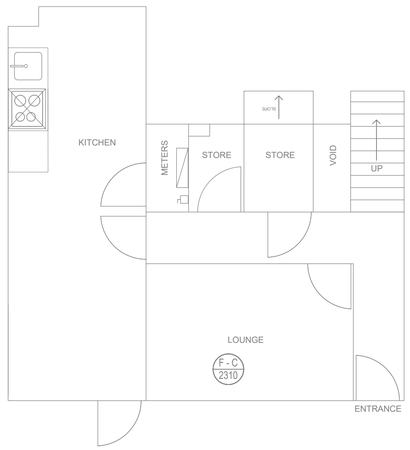

GROUND LEVEL

NOTES:

Property is accessed via ground level entrance and there is no need to enter the main body of the building.

WORKS REQUIRED:
Supply, install, test and commission the extract system complete ensuring a fully operational solution upon completion.

Supply, install test and commission all associated power, neatly installed surface containment, controls associated with the proposed fan's operation, including any peripheral devices such as humidity control sensors.

Extract ductwork shall be formed in a neat and workmanlike manner, with all joints fully sealed to minimise leakage. The duct route shall follow as close as is possible the contours of the surface that they are affixed to.

Supply and install decorative timber boxing to conceal the surface run extract ductwork. If using a timber solution, this shall be formed in a neat and workmanlike manner, with all joints fully sealed using a suitably robust coulk jointing compound. The duct route shall follow the exact route as the extract ductwork and shall be formed as close as is possible the contours of the surface that they are affixed to.

NB: as noted the ceilings appear to have been covered in an Artex type material and therefore, ACMs are a risk. Survey for any ACM works associated with the removal and/or sealing as required to complete the works proposed.

REV	AMENDMENT	DRN.	CHK.	DATE
P01	PRELIMINARY ISSUE	TDS	XX	XX/XX/24

Client
RICHMOND & WANDSWORTH BOROUGH COUNCIL

BYA BUTLER & YOUNG ASSOCIATES
Mechanical and Electrical Consulting Engineers
1st Floor, 54-62 Station Road East, Oxted, Surrey RH8 0PG
Telephone 01883 717172 Fax 01883 717174
Website www.bya.co.uk Email enquiries@bya.co.uk

Project
100 GOULDEN HOUSE

Drawing Title
PROPOSED EXTRACT FAN AND DUCTWORK

Scales	Xref:	Drwg Sheet
1:50	-	A1
Drawn: TDS	Checked: XX	Date: MAR 24

BYA Ref: 2865
BYA Cad Ref: 2865-XX-001
Drawing Number: 2865-M-001
REV: P01